

BEFORE

AFTER

The Diamabrush and SNAP systems are revolutionizing the do-it-yourself flooring resurfacing and maintenance industry. By progressing thru a system of progressively finer abrasive grits, the surface of the concrete begins to close up, resulting in a brilliant shine. Our various grits also allows the customer to choose the final result, maintain it themselves, and ideally suited for use on our battery powered scrubbers. By eliminating the need for specialized equipment and harsh chemicals, our system makes polishing concrete floors a "Do it Yourself" project. Our hard surface restoration and polishing systems are easy to use for :

- Concrete Restoration & Polishing
- Marble Polishing
- Terrazzo – Tile
- Mastic and Thin Set Removal
- Carpeting Glue and Adhesive

Eliminate Coating Failures



SNAP! FLOOR POLISHING SYSTEM

The SNAP system is a polishing only technique, and is used to restore old surfaces to a brilliant shine. Once completed, the auto scrubber would be run with traditional brushes or pads for daily cleaning. Depending on traffic & wear, operators will refit the machine with SNAP to maintain the shine.

PREPARATION STEPS (GRIT 30 – 100)

The more aggressive grit materials are the initial steps, and used to restore concrete floors and prepare them for further polishing. They are available in 30, 50, 100 and flexible, allowing them to maintain good contact with the floor.








POLISHING STEPS (GRIT 200 – 3,000+)


By progressing through a series of increasingly finer abrasive grits, the surface of the concrete begins to close up, resulting in a brilliant shine. Our various grits also allows the customer to choose the final result of the floor, and maintain it themselves.

The SNAP Polishing System is new application of diamond abrasive tools ideally suited for use on our battery powered scrubbers. By eliminating the need for specialized equipment and harsh chemicals, our system makes polishing concrete floors a “Do it Yourself” project.


Our Wet Resin bond diamond polishing pads are made with top quality diamonds and resin. They are designed for WET USE ONLY granite polishing, marble polishing, engineered stone and concrete polishing. Our regular type stone polishing pads are flexible, easy to swap out, and the most economical with 2.7 mm thickness of diamond contents.



The Diamabrush Concrete Polishing System is an innovative series of diamond abrasive tools ideally suited for use on our battery powered scrubbers. By eliminating the need for specialized equipment and harsh chemicals, our system makes polishing concrete floors a “Do it Yourself” project. In addition, Diamabrush offers tools for mastic removal and even wood surface preparation. Surely the most customer friendly and easy to use method, and designed to perform with low head pressure



MASTIC REMOVAL




WOOD PREP

RESTORE (STEP 1)


The Diamabrush metallic blade is the initial step of our 7 step process, and used to restore concrete floors. They are available in both 25 and 100 grit material, bonded to a flexible, spring-steel blade, allowing them to maintain good contact with the floor.

As the replaceable blade wears down, new diamond particles are continuously exposed, allowing the tool to maintain performance.



CONCRETE PREP


EASILY REPLACED
METAL GRIT TABS



POLISH (STEPS 2 – 7)


By progressing through a series of increasingly finer abrasive grits, the surface of the concrete begins to close up, resulting in a brilliant shine. Our various grits also allows the customer to choose the final result of the floor, and maintain it themselves.

The “poly” blades are flexible for good contact and used in conjunction with water. Like our other tools, the abrasive blades are replaceable.



CONCRETE POLISH

EASILY REPLACED
POLY BLADES IN GRIT
(50 – 2000)



Order **POWERCAT** Formula 275 Hardener - Conditioner

Formula 275 is a complete process that revitalizes and strengthens concrete floors, and will enhance industrial, retail or commercial concrete floors, while eliminating the on going costs of coatings and floor cover failures. PowerCat's 275 makes weak concrete strong and turns stained or difficult-to-clean concrete into a beautiful surface that is easy to clean and maintain. It provides a long term solution to floor problems and is not only functional and beautiful, but also consistent appearance. With the "treatment" you should never have to replace, reapply or recoat your floor again.

Benefits of PowerCat Formula 275:

- Eliminates moisture vapor failures related to floor coverings
- No adverse reaction to ultraviolet light or water spray
- Does not support combustion....eliminates smoke or toxic fumes
- Qualifies for inclusion on Silver, Gold and Platinum LEED
- Abrasion Resistance: Up to 400% great
- Impact Strength: Up to 21% greater
- Light Reflectivity: Up to 30% greater
- Lower 10-year life cycle cost
- Virtually maintenance free



RPS Corporation
1711 South Street
Racine, WI 53404 (USA)
P: 800-634-4060 (USA)
P: 011+262-681-3583 (International)
www.factorycat.com



INDUSTRIAL CHEMICALS

LIFE CYCLE COST COMPARISON

PowerCat 275 has the Lowest Per Square Foot Life Cycle

PowerCat 275 Hardener	\$4.00 - \$6.0
Acrylic	\$5.00 - \$7.50
VCT	\$5.20 (minimum)
Epoxy	\$16.00 - \$20.00
Carpet	\$16.50 - \$20.00
Terrazzo (epoxy)	\$17.50 - \$20.00
Terrazzo (cement)	\$18.00
Linoleum	\$19.00
Porcelain Tile	\$23.00

* All prices are square foot costs and use the initial installed cost, annual maintenance cost and life of the product to determine the Total Expense for 10 years. Information other than for Formula 275 is from NTMA Concrete Construction and other independent sources.

A worldwide source for concrete preparation and polishing solutions since 1986

Australia – North America – Asia – Europe – Africa – South America