

FACTORYCAT

MINI-HD

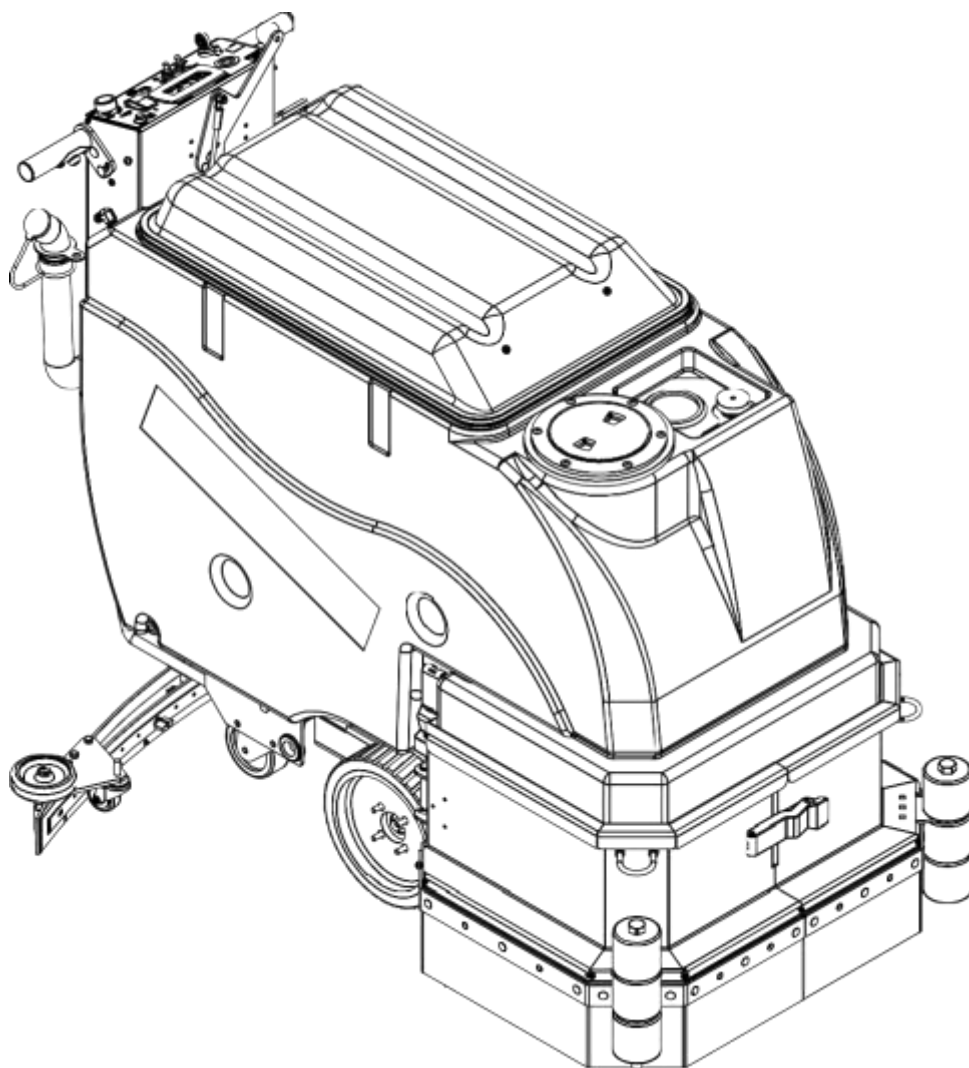
Foydalanish bo'yicha yo'riqnoma (UZ)

Modellar:

26" Disk
28" Disk

25" Cylindrical

29" Cylindrical



Texnikadan foydalanishdan
oldin mashinaning yo'riqnomasi
bilan tanishib chiqing



Mashinani ishlatishdan oldin
texnika xavfsizligi qoidalarini
o'rganing..

www.factorycat.com
1711 Sous strit

Rasin, Viskonsin

53404 (AQSH)
(800) 634-4060 | (+001) 262-681-3583
© 2016 RPS Corporation



ko'proq ma'lumot uchun telefon yordamida skaner
qiling

16.224 versiya
FC-MINI-HD-OP-EN

KIRISH


Ushbu yo'riqnoma har bir yangi mashina to'liq to'plami bilan birga taqdim qilinadi. Mazkur yo'riqnoma Foydalanuvchiga pol yuvish mashinalari, ko'chalarni yuvish uchun cho'tkali mashina, sayqallovchi mashina va orbital pol yuvish mashinalaridan uzoq muddat foydalanganda maksimal unumdorlikka erishishda yordam beradi. Mashinani ishlatishdan va texnik xizmat ko'rsatishdan oldin yo'riqnomani diqqat bilan o'rganib chiqing.

Ushbu texnika quyidagi shartlarga amal qilinganda juda kam chiqimlar bilan ajoyib unumdorlik, eng yaxshi natijalarni ta'minlaydi:

- Mashinalarga zarur muddatda mahalliy rasmiy distribyutorlar tomonidan texnik xizmat ko'rsatiladi;
- Mashina mo'ljallangan vazifasiga ko'ra va tartib bilan ishlatiladi.
- Texnik xizmat paytida faqat asl nusxadagi qismlardan foydalaniladi.

Seriya raqamini aniqlash

Texnikangizning seriya raqami boshqaruv panelining pastki qismiga joylashtirilgan.



Seriya raqami

BIZ MUNTAZAM RAVISHDA MASHINALARIMIZNI TAKOMILLASHTIRIB BORAMIZ, SHUNING UCHUN ULARNING QURILMALARIGA OLDINDAN OGOHLANTIRMASDAN ISTALGAN O'ZGARTIRISH KIRITILISHI MUMKIN



	Kirish.....	2
	Seriya raqamini aniqlash.....	2
	Mundarija.....	3
	Xavfsizlik yorliqlari.....	4
	Ogohlantiruvchi ma'lumot taxtachalari.....	6
	SK ekran.....	7
	Boshqaruv paneli.....	8
	Akkumulyatorlar o'rnatish.....	9
	G'ilofni olib tashlash.....	10
	G'ilofni rostlash.....	11
	Zaryadlovchi moslamadan chiqarish.....	12
	Oldinga yurish.....	13
	Orqaga yurish.....	14
	Eritma bakini to'ldirilsin.....	15
	Vazifasi - yuvish.....	16
	Draining Recovery Tank.....	
	Eritma bakini bo'shatish.....	18
	Iflos suv bakini yuvish.....	19
	Eritma filtrini tozalash.....	20
	Silindrik bunkerni tozalash.....	21
	Vakuum qoplarni tozalash.....	22
	Disk cho'tkalarini olish.....	23
	Silindrik cho'tkalarini olish.....	24
	Akkumulyatorlarni zaryadlash.....	25
	Akkumulyatorlarni zaryadlovchi moslamalar.....	26
	Umumiy tez eskiradigan qismlar.....	27
	Dumaloq diskli cho'tkalar:.....	27
	dumaloq diskli cho'tkalar tushishlari.....	27
	Silindr cho'tkalar:.....	27
	Rezina tig'lar va orqa g'iloflar jami.....	28



Xavfsizlik yorliqlari

Ushbu yo'riqnomadagi 4 asosiy xavfsizlik choralariga diqqat qiling:

<p>⚠ XAVFLI</p> <p>XAVFLI: xavfli vaziyatga ishora qiladi, agar u bartaraf etilmasa, o'lim yoki jiddiy shikastlanish keltirib chiqarishi mumkin.</p>	<p>⚠ OGOHLANTIRISH</p> <p>OGOHLANTIRISH ehtimoli kuchli bo'lgan, agar oldi olinmasa, o'lim yoki jiddiy shikastlanish keltirib chiqaradigan vaziyatga ishora qiladi.</p>
<p>⚠ EHTIYOT BO`LING</p> <p>EHTIYOT BO`LING ehtimoli kuchli bo'lgan, agar oldi olinmasa, yengil yoki o'rtacha jarohat olish yoki mazkur mashinaga yoki qo'shni obyektlarga shikast yetishi mumkin bo'lgan vaziyatga ishora. EHTIYOT BO`LING xavfsizlik ta'minlanmagan metodlardan xabardor qilishda ham ishlatiladi.</p>	<p>DIQQAT</p> <p>DIQQAT muhim, lekin xavf bilan bog'liq bo'lmagan axborotga ishora qiladi. Bu xavfsizlik xabari kafolatli ogohlantirish yoki moddiy zarar bilan bog'liq bo'lishi mumkin.</p>

Siz va boshqalarning xavfsizligingiz juda muhim. Ushbu mashinadan ehtiyotkorlik bilan foydalanish muhim mas'uliyat hisoblanadi.

Mashinani quyidagi hollarda ishga tushirmang:

- Agar siz o'rgatilmagan bo'lsangiz va mahalliy distribyutorlar tomonidan texnikadan foydalanishga ruxsatingiz bo'lmasa.
- Agar ishlatish bo'yicha mazkur yo'riqnomani o'qimagan va tushunmagan bo'lsangiz
- 2% dan ortiq nishablikdagi yuzalarda va mashina turish tormozlari bilan jihozlanmagan bo'lsa
- hech qachon 8% dan ortiq nishablikdagi yuzlarda
- yuklash maydonchasida

USHBU MASHINANI BOSHQARGANDA:

- Poldan cho'tkaga o'ralib qolishi mumkin bo'lgan barcha buyumlarni olib qo'ying.
- Qo'l-oyoqlaringiz aylanayotgan Cho'tkalardan iloji boricha uzoqroqda bo'lishiga harakat qiling.
- Mashinani yoqilg'i suyuqliklari, bug' yoki chang bor yerlarda boshqarmang.
- Turli maqsadli harakatlar qilganingizda ehtiyotkorlikni unutmang.

MASHINANI SAQLASHGA QO'YISHDAN OLDIN:

- Ortib qolgan yuvish eritmasini va iflos suvni shunga ajratilgan joyga to'kib tashlang
- mashinani tekis yuzaga qo'ying
- Mashinani o'chiring va kalitini chiqarib oling

MASHINAGA XIZMAT KO`RSATISHDAN OLDIN:

- batareyalarni o'chiring

⚠ XAVFLI

Portlivchi vodorod gazi Batareyalar zaryadlanayotganda yuzaga keladi. Ochiq olov yoki uchqun ushbu gazning portlashiga oib kelishi mumkin. Jiddiy tan jarohati yoki moddiy zarar yetishi mumkin. Akkumulyatorlarni faqat shu mashinada yaxshi shamollatiladigan xonada zaryadlang.

⚠ XAVFLI

Portlash xavfi bo'lgan materiallar portlashi yoki yong'in chiqarishi mumkin. Tez alanga oladigan suyuqliklar yong'in yoki portlash keltirib chiqirishi mumkin. Ularni bakga quymang va polgan yig'ib olmang.

⚠ OGOHLANTIRISH

Bu mashina batareyalari xavfli kuchlanish vujudga keltiradi, natijada elektr toki bilan shikastlash, kuyish va/yoki o'lim kelitrib chiqarishi mumkin. Mashinaga xizmat ko'rsatishdan oldin doim akkumulyatorlarni tokdan chiqaring.

⚠ OGOHLANTIRISH

Nishab va notekis yuzalarda mashinani faqat oldinga haydang. Mashinani ag'darib yubormaslik uchun nishabliklarda burilmang. Nishablikka qarshi haydamang. Mashinaning ag'darilishi jiddiy jarohat yetkazishi yoki o'limga olib kelishi mumkin.

⚠ OGOHLANTIRISH

Harorati 135°F / 57°C dan yuqori bo'lmagan suvdan foydalanmang. Agar suv aytilgan haroratdan yuqori bo'lsa, bak uchun berilgan ushbu kafolat haqiqiy bo'lmaydi.

⚠ OGOHLANTIRISH

Mashinani nishab yo'laklarda yoki boshqa nishab yuzalarda saqlamang. Faqat tekis, qattiq yuzalarda saqlang. Mashinadan ko'chada yoki notekis yuzalarda foydalanmang.

⚠ OGOHLANTIRISH

Akkumulyatorda teri kuyish keltrib chiqradigan sera kislotasi bo'lishi mumkin. U kiyimga yoki teriga tushganda zudlik bilan sovuq suvda yuvib tashlang. Agar batareya kislotasi Yuzingizga yoki ko'zingizga tushsa, darhol sovuq suv bilan yuving va tezlik bilan tibbiy yordamga murojaat qiling.

⚠ OGOHLANTIRISH

Elektr tokidan shikastlanishning oldini olish uchun rozetkalariga yaqin joylarning polini yuvmang.

⚠ XAVFLI

Ushbu mashinaga zarar yetkazmaslik uchun faqat ishlab chiqaruvchi tomonidan tavsiya qilingan asl nusxa yuvish vositalari va ehtiyot qismaridan foydalaning.

⚠ XAVFLI

Biror qismi shikastlangan yoki yo'q bo'lsa, bu mashinani boshqarman.

⚠ XAVFLI

Mashinaning elektr tarmoqlariga zarar yetishining oldini olish uchun uni ochiq havoda saqlamang. Mashinani kuchli bosimdagi suv ostida yuvmang.

⚠ OGOHLANTIRISH

Xavfsiz kiyining. Ushbu mashinaga xizmat ko'rsatganda uzuk yoki metall bilaguzuklar taqming, negaki ular qisqa tutashuvga sabab bo'lishi va jiddiy kuyishga olib kelishi mumkin.

⚠ OGOHLANTIRISH

Ogohlantirish taxtachasini olib tashlamang, bo'yamang yoki yo'qotmang. Ularga zarar yetganda, bepul almashtirish uchun 1-262-681-3583 ga qo'ng'iroq qiling.

⚠ OGOHLANTIRISH

Xavfsiz kiyining. Bu mashinani boshqarganda bo'yinbog', sharf yoki har qanday erkin yoki osilib turadigan libos kiyimang. Erkin yoki osilib turadigan kiyim aylanayotgan qismlarga o'ralashib qolishi va jiddiy jarohatlar yetkazishi yoki o'limga sabab bo'lishi mumkin.

⚠ OGOHLANTIRISH

Mashinani qarovsiz qoldirishdan oldin doimo uni o'chiring. Mashinani tayyorgarlikdan o'tmagan kishilar boshqarishiga yo'l qo'ymang.

⚠ OGOHLANTIRISH

ODAM TASHISH UCHUN EMAS. Bu mashinada odam tashimang. Bu mashinadan zinapoya yoki ishchi bekati sifatida foydalanmang.

⚠ OGOHLANTIRISH

Foydalanishdan oldin, ayniqsa nishab yuzalarda ishlaganda tormozlash tizimini tekshiring. Mashina inersiya bo'yicha harakatlanishi mumkin.

⚠ OGOHLANTIRISH

Batareyalar bilan ishlaganda doimo himoyalovchi ko'zoynak taqing, himoya qo'lqopi va kiyimi kiyib oling. Batareya kislotasi va batareya portlashi jiddiy jarohat yetkazishi mumkin.

⚠ XAVFLI

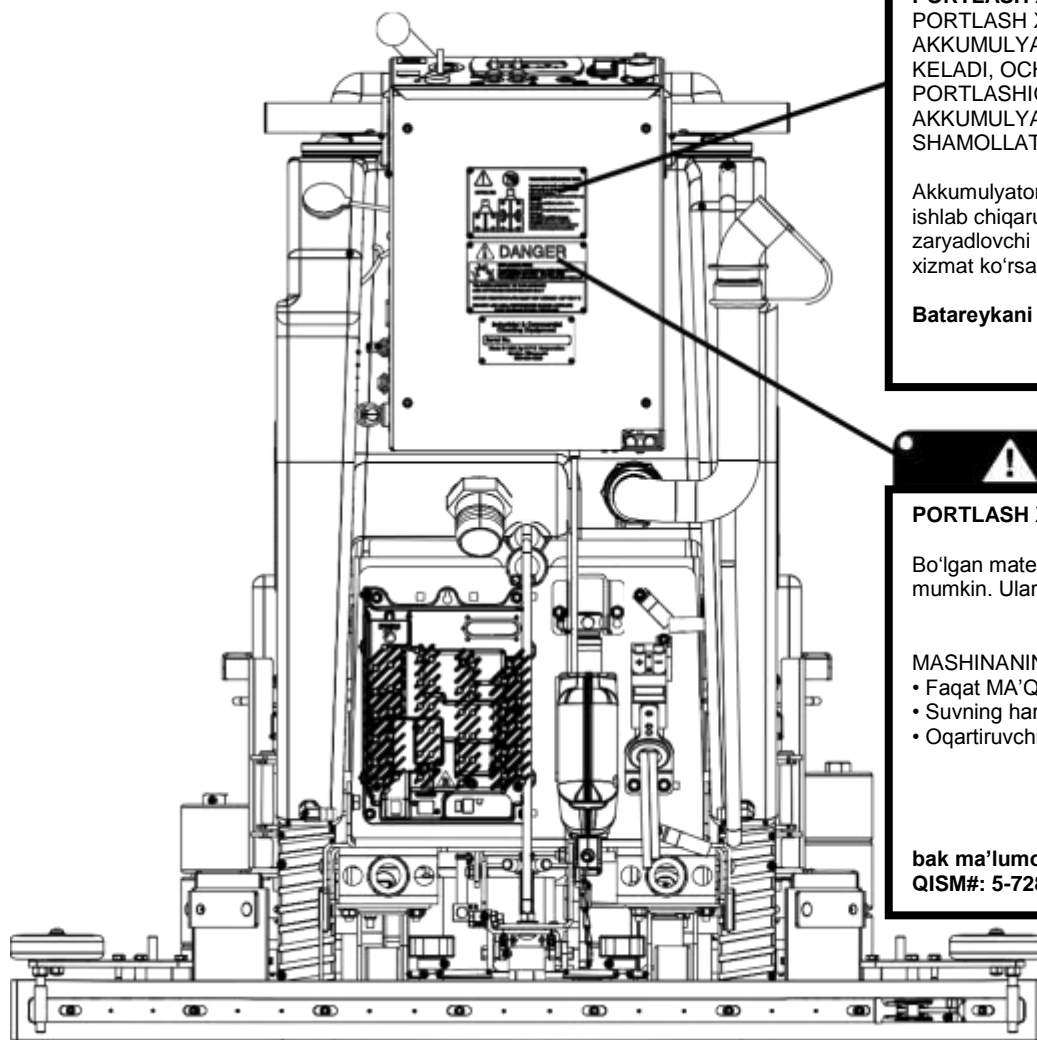
Akkumulyatorni zaryadlash uchun doim original avtomat akkumulyator zaryadlovchi moslamadan foydalaning. Bu Batareyalarni zarur darajada zaryadlash uchun ishlab chiqarilgan. Agar Siz turli zaryadlovchi moslamalardan foydalanishingiz zarur bo'lsa, tezlikni elektron nazoratchiga zarar yetmasligi uchun akkumulyatorni zaryadlashdan oldin ajrating.



Xavfsizlik yorliqlari

Sizning vakolatingizdagi MINI-HD mashinasidagi barcha xavfsizlik yorliqlarini o'rganib chiqing va ularga amal qiling. Agar Sizning ma'lumot yozilgan taxtachaga tegishli savollaringiz bo'lsa, rahbaringizga bering.

Ushbu tasvirlar MINI-HD xavfsizlik yorliqlarining joylashuvini ko'rsatadi. Agar yorliqlar xiralashsa, o'chib ketsa yoki yirtilsa, darhol bu haqda rahbaringizni xabardor qiling va uni almashtiring.



PORTLASH XAVFI!

PORTLASH XAVFI BO'LGAN VODOROD AKKUMULYATOR ZARYADLANGANDA VUJUDGA KELADI, OCHIQ OLOV YOKI UCHQUN GAZ PORTLASHIGA OLIB KELISHI MUMKIN. AKKUMULYATORNI FAQAT YAXSHI SHAMOLLATILADIGAN XONADA ZARYADLASH LOZIM

Akkumulyatorga faqat tozalangan suv ishlatilganda, faqat ishlab chiqaruvchining mashina bilan birga keltirilgan zaryadlovchi moslamasidan foydalaning, mashinaga xizmat ko'rsatilayotganda doimo akkumulyatorni chiqaring.

Batareykani zaryadlash ma'lumot taxtachasi
QISM #: 253-7280

PORTLASH XAVFI!

Bo'lgan materiallar portlashi yoki yong'in chiqarishi mumkin. Ularni bakga quyung va polgan yig'ib olung.

MASHINANING SHIKASTLANISHINING OLDINI OLING:

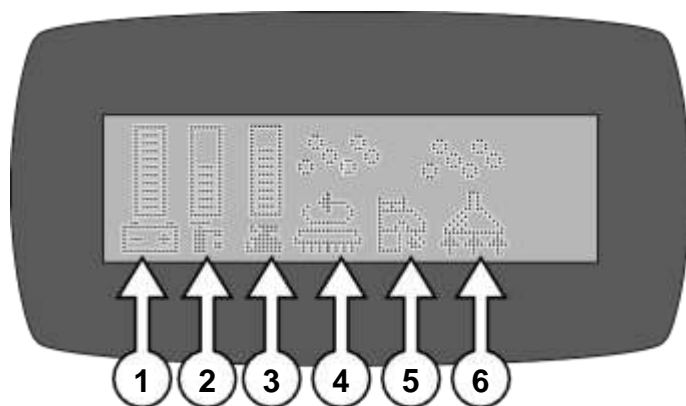
- Faqat MA'QULLANGAN yuvish vositalaridan foydalaning
- Suvning harorati 130°F/54°Cdan yuqori bo'lmasin
- Oqartiruvchining yuqori foizli aralashmasini ishlatmang.

bak ma'lumot taxtachasi
QISM#: 5-728

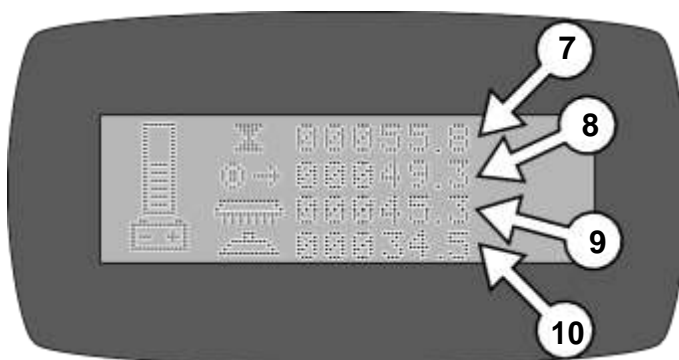
SK Ekran



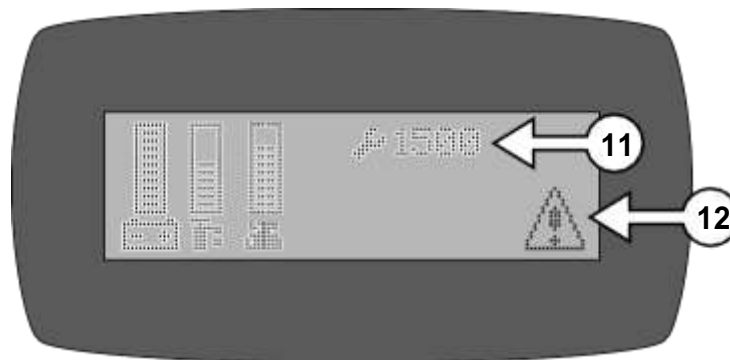
EKRAN #1 (Operator)



EKRAN #2 (XIZMAT KO`RSATISH)



EKRAN #3 (XATONING KODI BILAN)





****EKANLARARO O`TISH UCHUN BOSHQARUV PANELIDAGI YASHIL TUGMACHADAN FOYDALANING ****

1. AKKUMULYATOR ZARYADLANISHI DARAJASI INDIKATORI – Akkumulyatorda qolgan zaryadlar darajasini ko`rsatadi (barcha displeylar menyusida ko`rsatilgan)
2. Suv sarflanishi – Suvning minutiga sarflanish gallonini (G/M) ko`rsatadi 0 - 1.0
3. CHO`TKALAR BOSIMI O`LCHAGICHI – cho`tkalar/padlarni bosimi kuchini ko`rsatadi
4. CHO`TKA MOTORLARINI YOQISH – cho`tka motorlari yoqilganiga ishora qiladi
5. Suv berish – Suv/eritma berish yoqilganiga ishora qiladi
6. VAKUUM QOPLARI yoqilgan – vakuum qoplari ishga tushgan
7. Ishga tushirish hisoblagichi – ishga tushirish hisoblagichi yoqilgan holat davomidagi umumiy soatlar hajmini ko`rsatadi
8. Harakat hisoblagichi – mashina harakatining umumiy soatlari hajmini ko`rsatadi
9. Cho`tkalar ishi hisoblagichi – Cho`tkalar dvigateli tomonidan bajarilgan ish soatlari hajmini ko`rsatadi
10. Vakuum qoplarining hisoblagichi – vaakum mexanizmi harakatda bo`lgan soatlarning umumiy hajmimi ko`rsatadi
11. DIAGNOSTIKA KODI – muayyan xatoni yuzga chiqirishga ko`maklashuvchi diagnostika kodini ko`rsatadi
12. Xatodan ogohlantiruvchi belgi – diagnostik kod bilan bog`liq xato yuzaga kelganidan ogohlantiradi

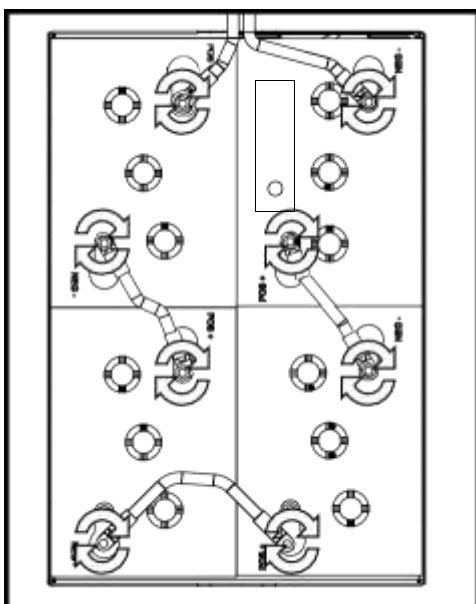
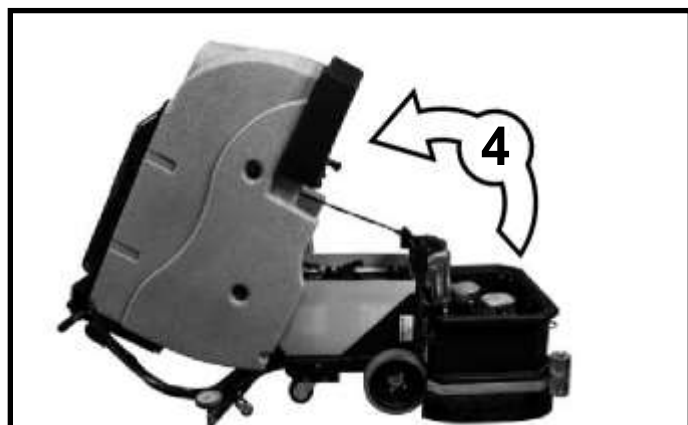




Boshqaruv paneli



1.	2.	3.
4.	5.	6.
7.	8.	9.
10.	11.	12.
13.	14.	15.
16.	17.	18.

Akkumulyator o'rnatish



24 VOLT

OGOHLANTIRISH


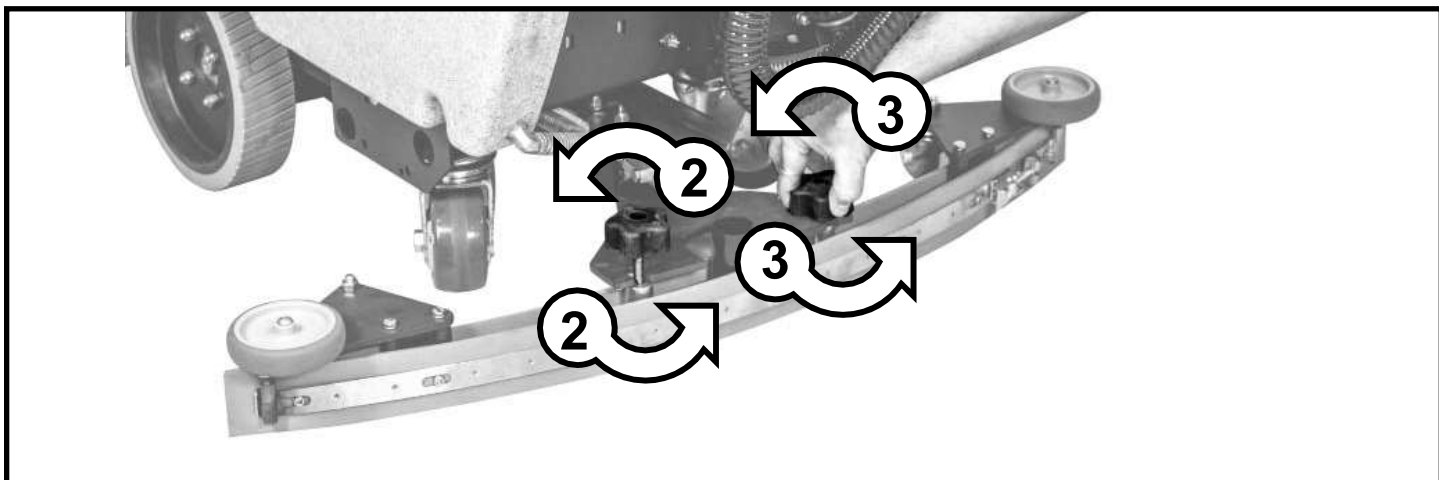

Akkumulyatorlar ekologik xavf tug'dirishi mumkin. O'zingizning akkumulyator yetkazib beruvchingiz bilan xavfsiz tokdan chiqarish to'g'risida maslahatlashing.

Xabarnoma

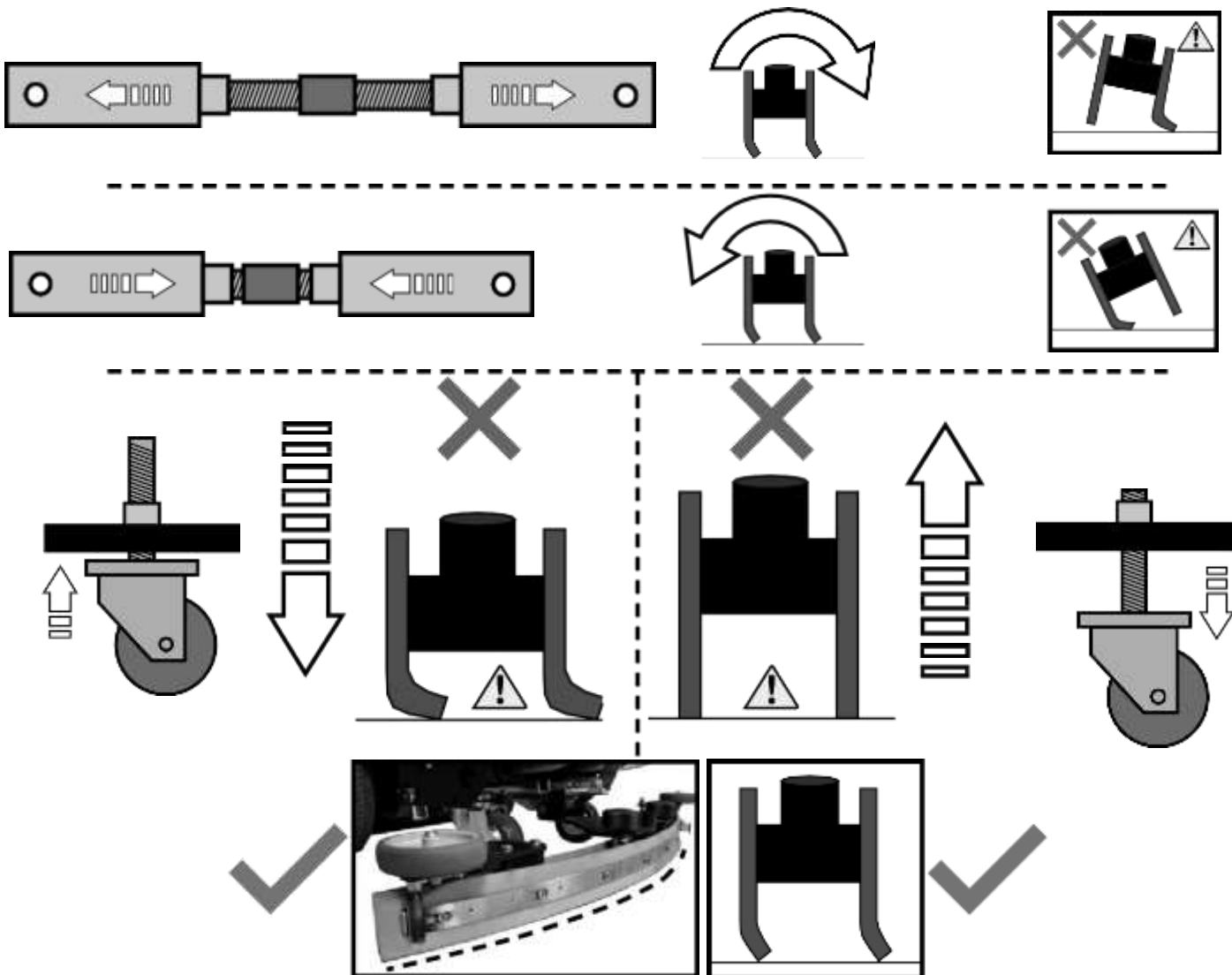
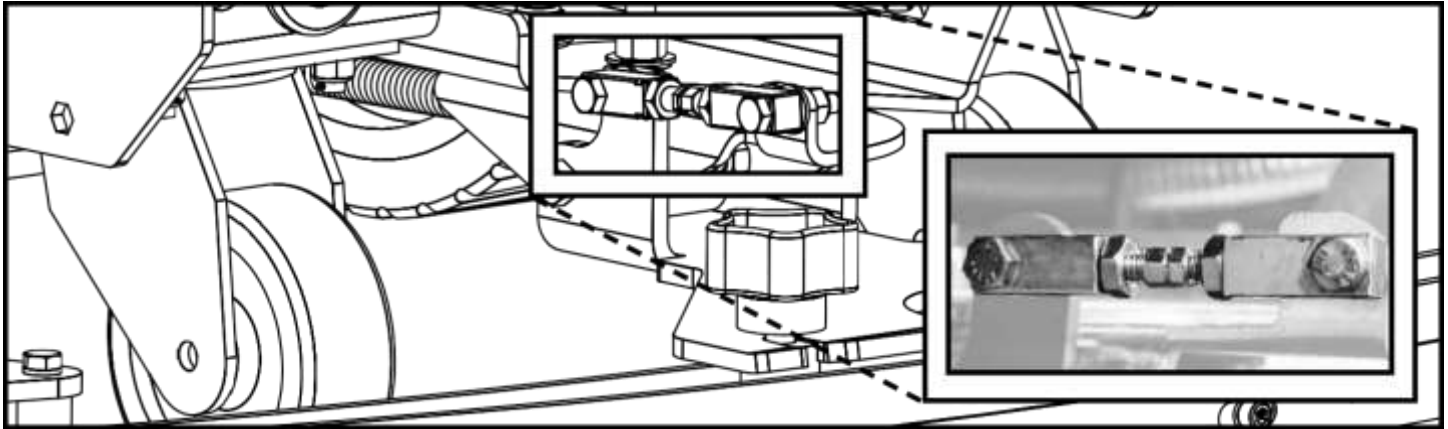
Akkumulyatorlarning joylashuvi ularga ulanadigan kabellar uchun hal qiluvchi ahamiyatga ega. batareyalar o'rnatganda aylanish vaqtining to'g'riligining (8-12 futofunt oralig'ida) ahamiyatini ta'minlang.


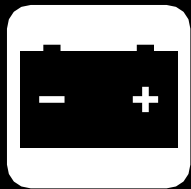


G'ilofni olib tashlash




G'ilofni rostlash







Zaryadlovchi moslamadan chiqarish



Qo'shimcha ma'lumot olish uchun to'liq to'plam uskuna tayyorlovchining Zaryadlovchi moslamadan foydalanish bo'yicha Yo'riqnomasini o'qib chiqishni iltimos qilamiz.




Oldinga yurish

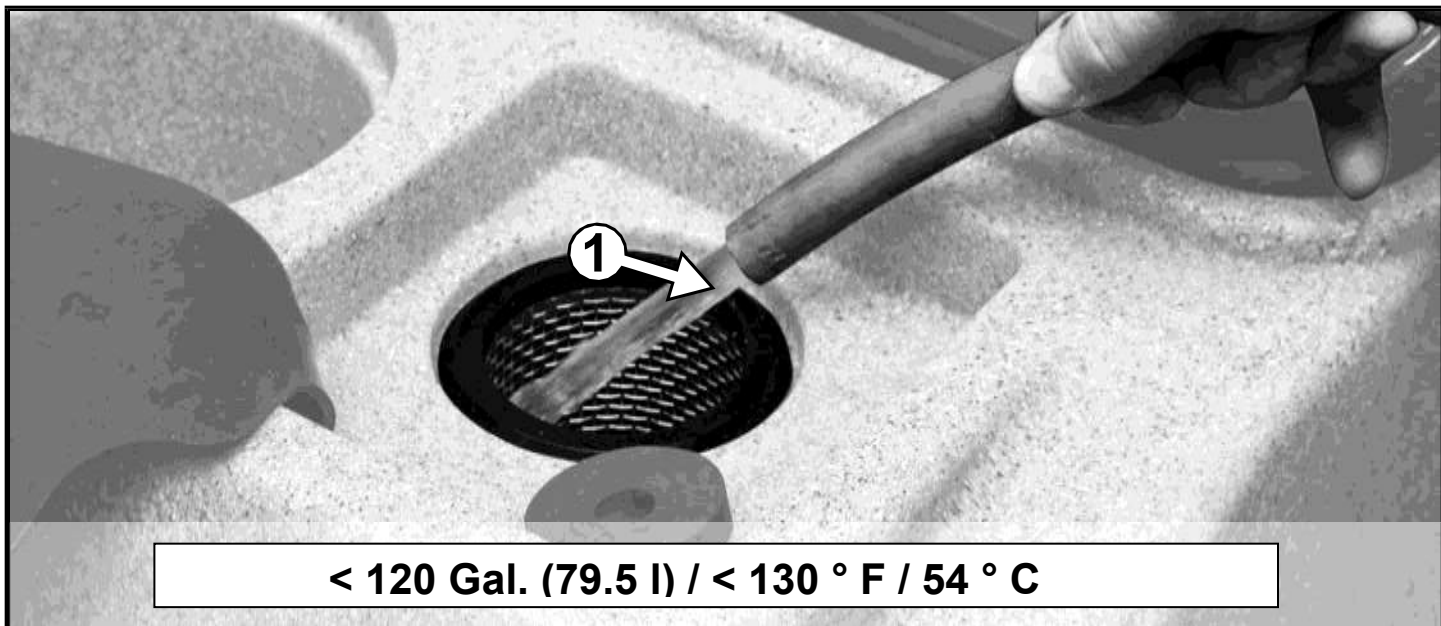




Orqaga yurish



Eritma bakini to'ldirish




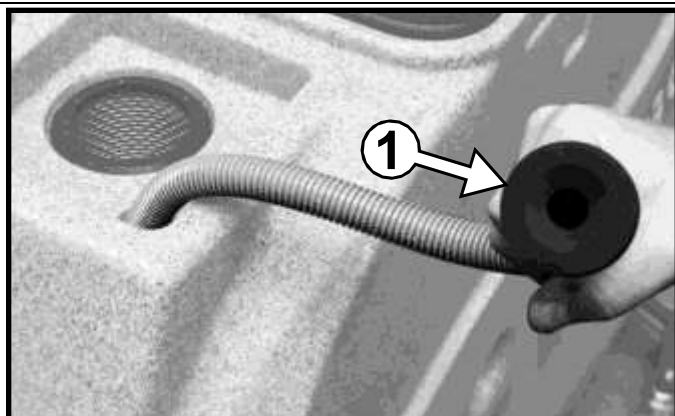
▲ XAVFLI

PORTLASH XAVFI! Yong'inga xavfli materiallar potrlash va olov chiqarishi mumkin. Yong'inga xavfli materiallarni bakka quymang va poldan olmang.

▲ XAVFLI


MASHINANING SHIKASTLANISHINING OLDINI OLING:

- Faqat MA'QULLANGAN yuvish vositalaridan foydalaning
- Suvning harorati 130°F/54°Cdan yuqori bo'lmasin
- Oqartiruvchining yuqori foizli aralashmasini ishlatmang.



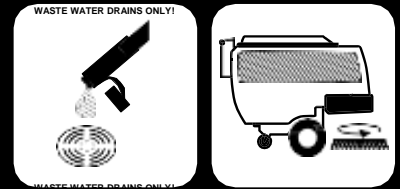




Yuvish vazifasi





Iflos suv baki quritgichi


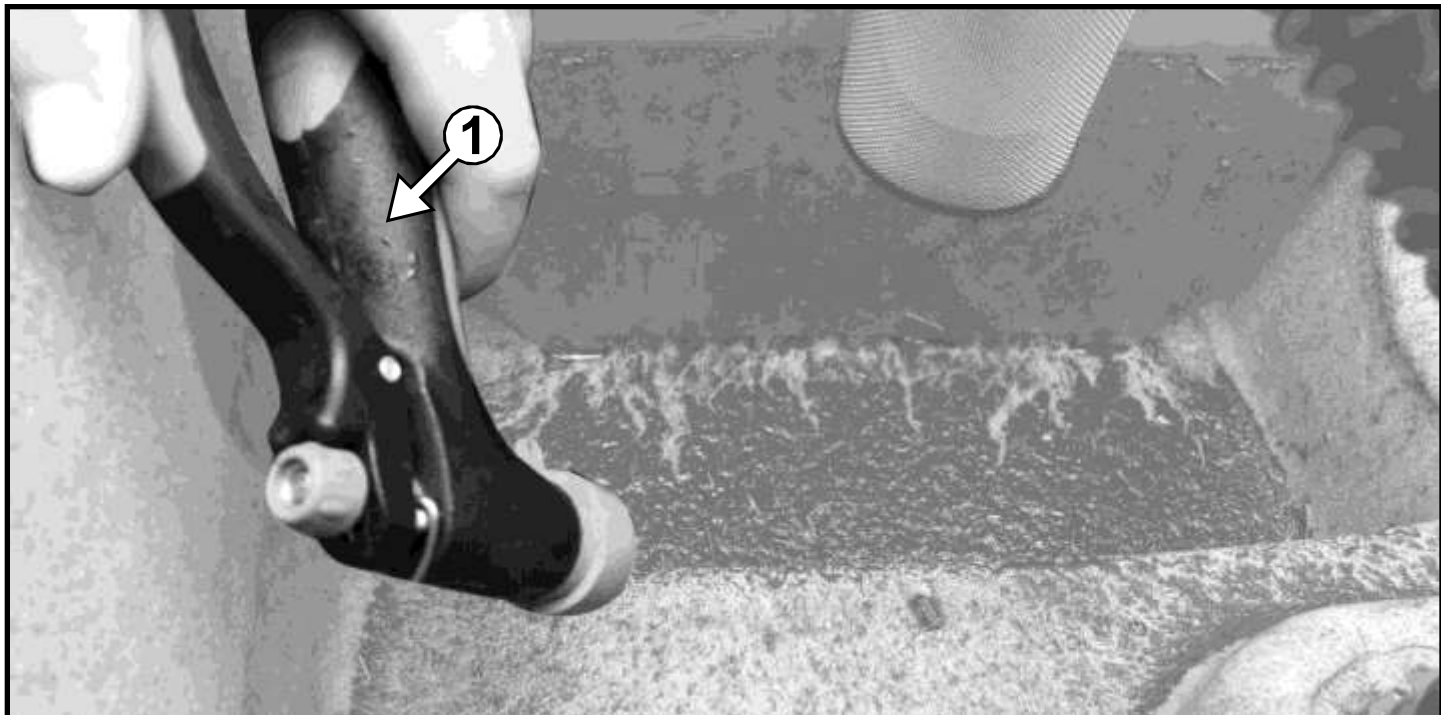
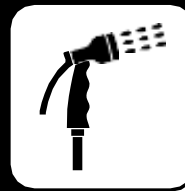




Eritmali bakni bo'shatish





Iflos suv bakini yuvish







Eritma filtrini tozalash




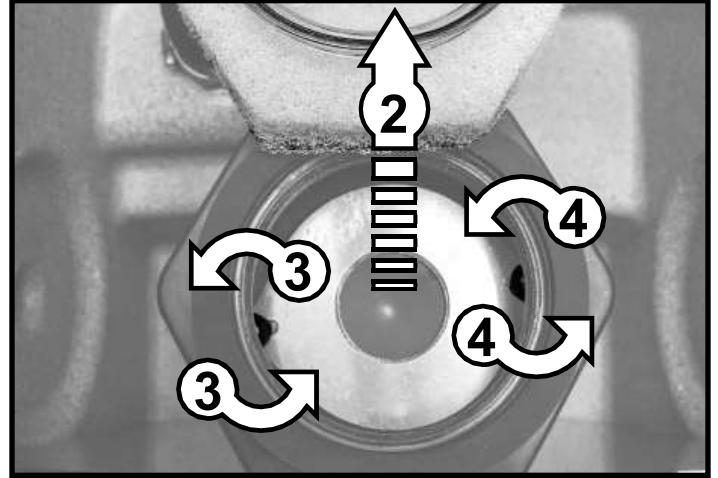



Silindrik bunkerni tozalash

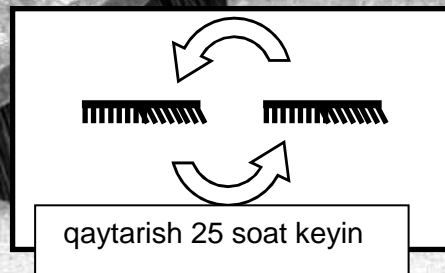






Vakuüm qoplarını tozalash





Disk cho'tkasini olish



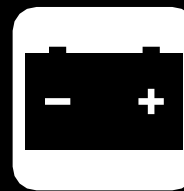





Silindrik cho'tkani olish




Akkumulyatorni zaryadlash




qo'shimcha ma'lumot olish uchun to'liq to'plam uskuna tayyorlovchining Zaryadlovchi moslamadan foydalanish bo'yicha Yo'riqnomasini o'qib chiqishni iltimos qilamiz.





Akkumulyatorlar uchun zaryadlovchi moslama

chiqaring/ WET qoidasi asosida/ mahalliy zaryadlovchi moslama:



O'zgaruvchan tok quvvati: 120 B / 60 Gts
O'zgarmas tok quvvati: 24 V / 25A

Qo'shimcha ma'lumot olish uchun marhamat qilib tayyor to'plam asbobi tayyorlovchining Zaryadlovchi moslamani ishlatish bo'yicha yo'riqnomasi bilan tanishib chiqing

AGM tamoyili /asosida qurilgan/ zaryadlovchi moslama



O'zgaruvchan tok quvvati: 80-270 B / 50-60ГC
O'zgarmas tok quvvati: 24 B / 27A

qo'shimcha ma'lumot uchun Iltimos toiq to'plam tayyorlovchisining zarayadlovchi moslamadan foydalanish to'g'risidagi yo'riqnomasi bilan tanishib chiqing.

Umumiy tez eskiradigan qismlar

dumaloq disk cho'tkalari:

Xabarnoma

disk ustunida pad ushlab turuvchining o'lchamini anglatadi: 13" yoki 14"

Cho'tkalar	disk	darajasi
Super Grit	##-382SS	Juda yuqori.
Tough Grit	##-382S	yuqori
Midi Grit	##-382C	o'rta
Light Grit	##-382PS	mo'tadil
Poly	##-382P	yengil
Nylon	##-382N	yengil
Tampico	##-382T	yengil
Pad Driver	##-382D	
Diamond Driver	##-382DD	

dumaloq disk sayqallovchi:

Xabarnoma

disk ustunida pad ushlab turuvchining o'lchamini anglatadi: 13" yoki 14"

Disk. Sayqallovchi disk		darajasi	rangi
Qop-qora	##-422BB	Juda yuqori.	Qora
qora	##-422B	Yuqori	qora
jigarrang	##-422BR	Yuqori	jigarrang
yashil	##-422G	o'rta	yashil
ko'k	##-422BL	mo'tadil	ko'k
qizil	##-422R	mo'tadil	qizil
oq	##-422W	yengil	oq

silindrik cho'tkalar:

Cho'tkalar	25" modelidagi silindr.	29" modelidagi silindr.	darajasi
Tough Grit	236-697S	276-697S	yuqori
Midi Grit	236-697C	276-697C	o'rta
Light Grit	236-697PS	276-697PS	mo'tadil
Nylon	236-697N	276-697N	yengil
Tampico	236-697T	276-697T	yengil

Rezina tig'lar va orqa g'iloflar jami:

g'ilof hajmi	26" DISK DECKS	28" DISK DECKS	25" CYL. DECKS	29" CYL. DECKS
36" g'ilof	Standart	Standart	Standart	Standart
42" g'ilog	opsiya	opsiya	opsiya	Opsiya

G'ilof hajmi	LINATEX tig'i to'liq to'plmi	Gum rubber tig'i to'liq to'plmi	URETHANE tig'i to'liq to'plmi	G'iloflar to'liq to'plamining jami
36" g'ilof	36-770L	36-770G	36-770U	36-7180
42" g'ilof	42-770L	42-770G	42-770U	42-7180

G'ilof materiali:	Quyidagilar uchun ishlatiladi:
LINATEX	Eskirishiga eng yaxshi qarshi vosita. Zaharli kimyoviy vositalar bilan birga qo'llab bo'lmaydi.
URETHANE	Zaharli kimyoviy moddalar, yog'lar, yoqilg'l va h.k.bilan ish ko'rganda eng yaxshi qarshilikni ta'minlaydi
GUM	Notekis yuza bo'ylab sirg'alib dumalatma/shag'al qoplamalarni qutilishini eng yaxshi ta'minlaydi, tez eskiradi

DIQQAT

Qoplamalarning to'liq to'plami br orqa va oldingi tig'lni va ikkita zaxira g'ildiragini o'z ichiga oladi

Xabarnoma

Jadvalda ko'rsatilgan g'iloflarning jami Linatex tig'l bilan birga keltiriladi

Xabarnoma

G'ilof o'lchami g'ilof asosining yuqori qismida ko'rsatilgan

